

Priority Targets for the 2019 Local NOFA Competition

Based on the data provided below the Governing Board has set the following priority funding targets for the 2019 local SMAC NOFA competition:

1) Priority be given to projects that target Washington AND/OR Anoka County as their primary service area and provide Permanent Supportive Housing.

Justification:

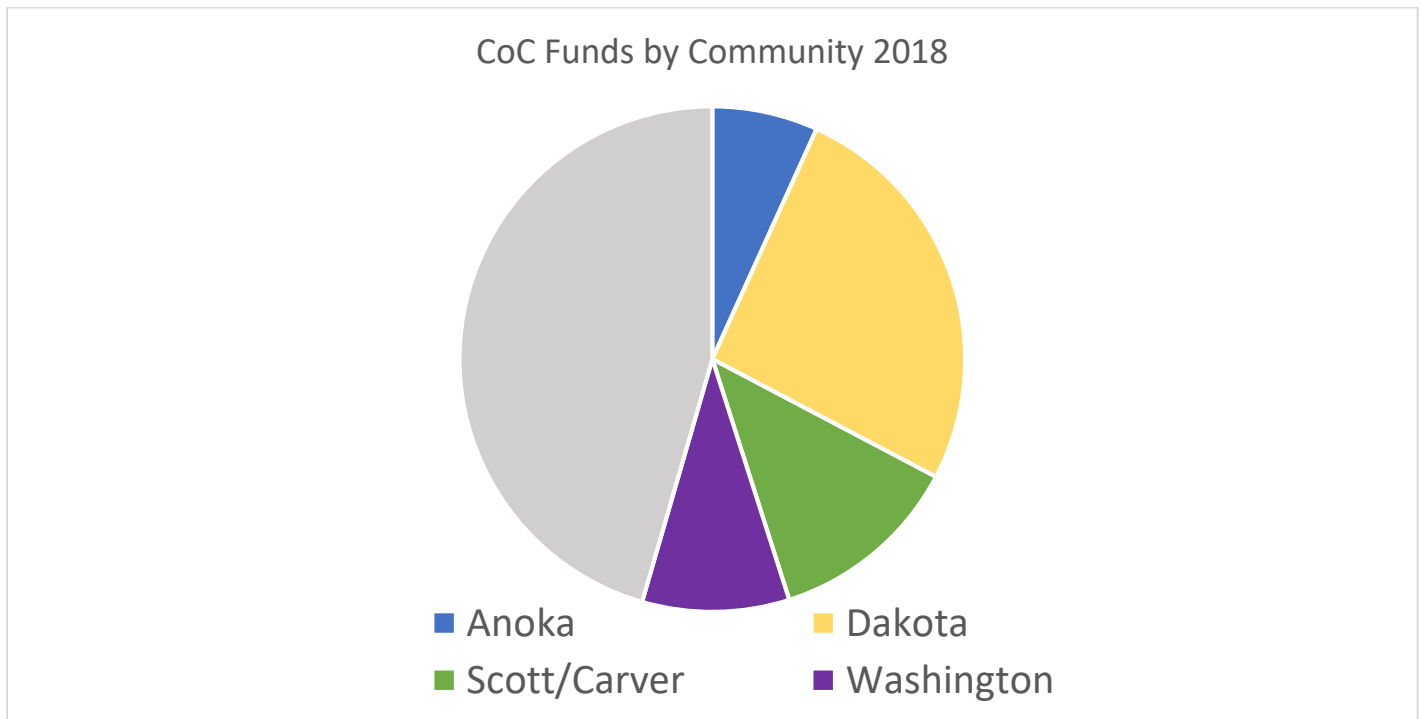
- a. Washington and Anoka lost programs that targeted each county as their primary service area during the 2018 NOFA.
- b. Both counties show equal need relative to their current housing inventory based on 2018/2019 data.

2) Priority be given to projects that provide Rapid Rehousing for Single Adults.

Justification:

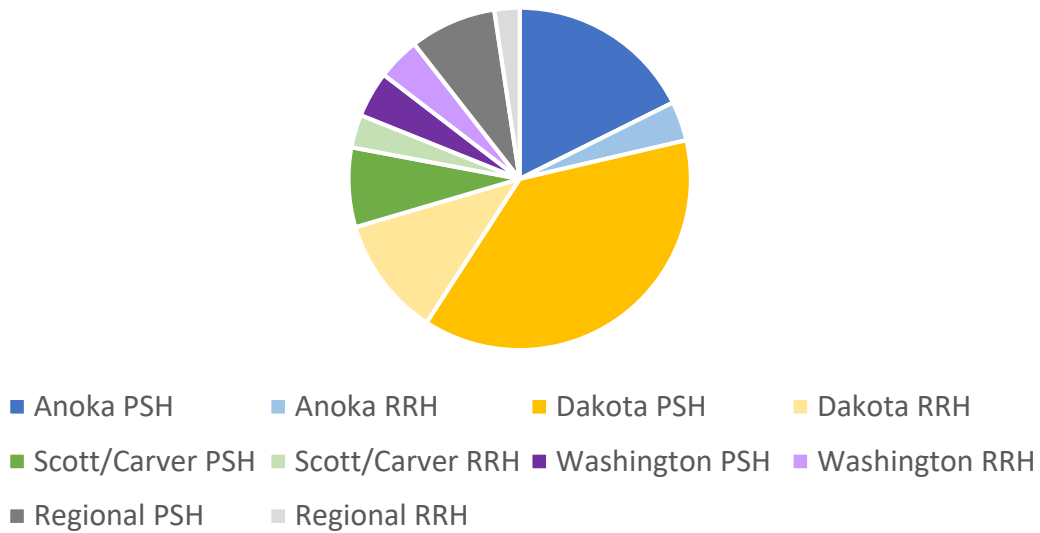
- a. Single adults scoring for Rapid Rehousing make up 19% of the Priority List as of 3/31/19. These individuals are not eligible for Permanent Supportive Housing so will remain on the Priority List unless they are able to self resolve. This has been an ongoing trend for within CoC data over the past 2 years.
- b. Rapid Rehousing for single adults only makes up 3% of the 2019 Housing Inventory Chart leaving many individuals without housing options through the homeless response system in the CoC.

Geography Data



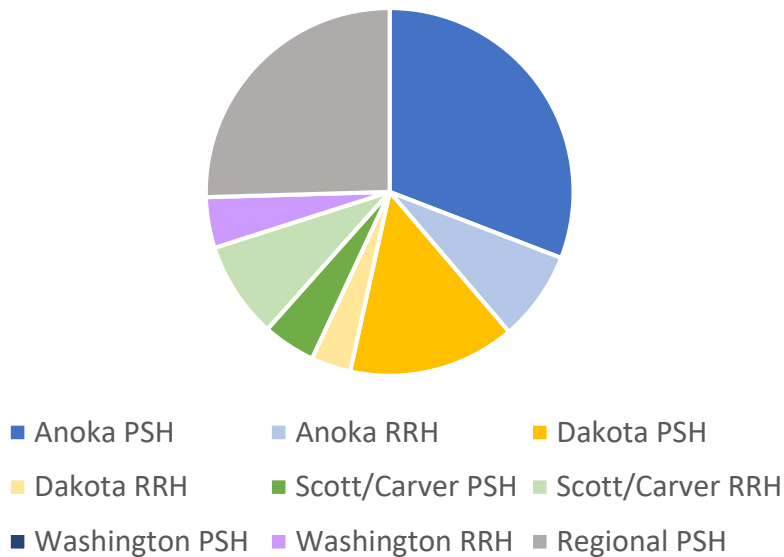
Anoka	7%
Dakota	26%
Scott/Carver	12%
Washington	9%
Regional	46%

Housing Inventory Chart by Community 2019



	PSH	RRH/TH
Anoka	23%	15%
Dakota	50%	46%
Scott/Carver	10%	12%
Washington	6%	16%
Regional	11%	10%

State Funding by Community 2017 Data



Anoka	39%
Dakota	18%
Scott/Carver	13%
Washington	4%
Regional	25%

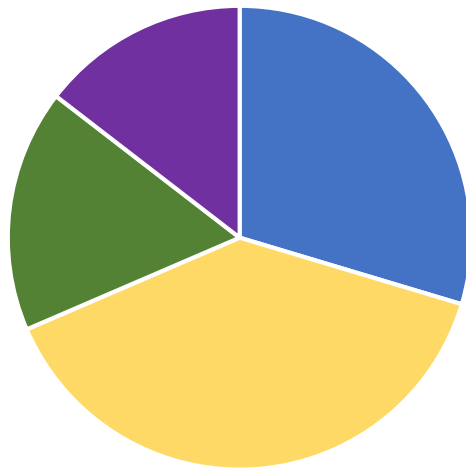
Unsheltered PIT Data by Community 2019



■ Anoka ■ Dakota ■ Scott/Carver ■ Washington

Anoka	29%
Dakota	37%
Scott/Carver	15%
Washington	19%

Coordinated Entry Data as of 3/31/19 by Community

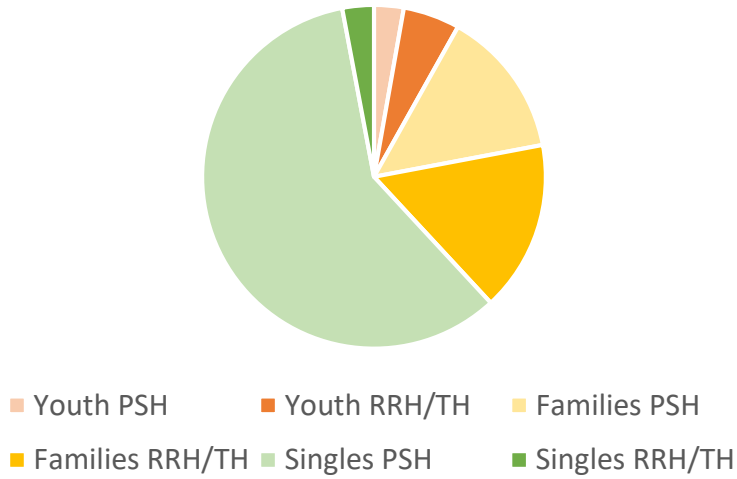


■ Anoka ■ Dakota ■ Scott/Carver ■ Washington

Anoka	29%
Dakota	39%
Scott/Carver	16%
Washington	15%

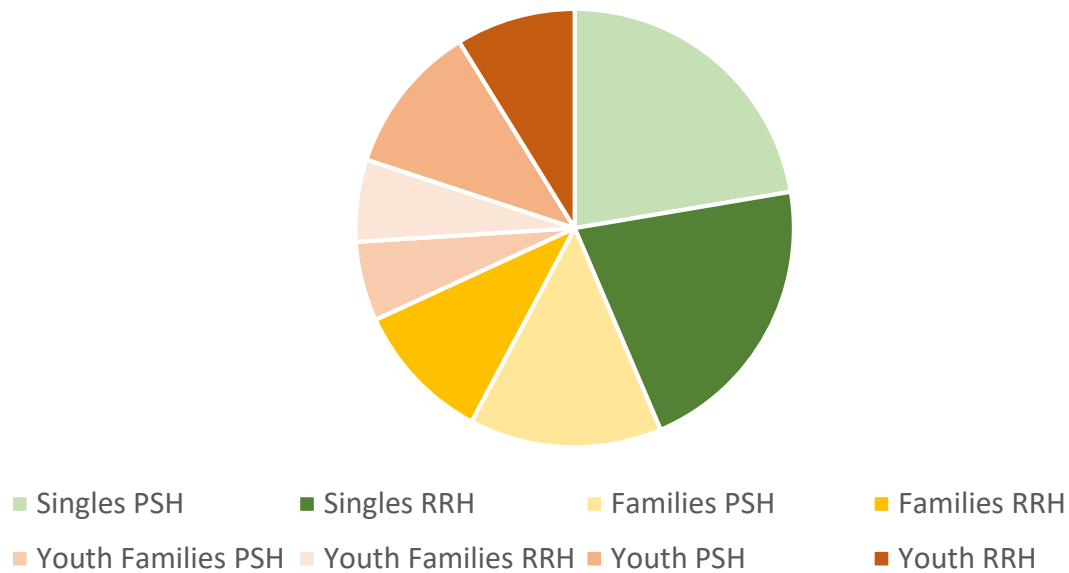
Population Data

Housing Inventory Chart by Population 2019



	PSH	RRH
Singles	59%	3%
Families	14%	16%
Youth	3%	5%

Coordinated Entry Data as of 3/31/19 by Population



	PSH	RRH
Singles	20%	19%
Families	13%	9%
Youth Total	15%	13%
Single Youth	10%	8%
Youth Families	5%	5%